

以 科 技 创 造 未 来 以 精 品 回 报 客 户



汇 纺 纺 机

HUIFANG TEXTILE MACHINERY

青 岛 汇 纺 纺 织 机 械 有 限 公 司

QINGDAO HUIFANG TEXTILE MACHINERY CO., LTD.

公司简介

Introduction

青岛汇纺纺织机械有限公司，位于青岛西海岸洋河工业园内，多年来从事喷水喷气织机的研发与生产。公司拥有先进的生产设备及数控加工中心，并有一支具有丰富技术经验和创新能力的企业团队。

我公司本着“求质不求量”的企业理念，为客户精心打造每一台产品。

公司从技术研发，质量检验，生产销售，售后服务，质量反馈，实施“链条式”管理，使其更好的服务于客户！

青岛汇纺纺织机械有限公司，愿与纺织界同仁携手共创美好未来。

Qingdao huifang textile machinery co.,ltd. located in the west coast of Qingdao Yanghe Industrial Park Water jet looms for many years engaged in the R & D and production. The company has advanced production equipment and CNC machining center, and has a rich technical experience and innovative capabilities of the enterprise team.


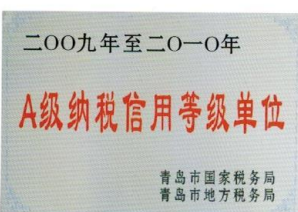
Our company spirit of "seeking quality, not quantity demand" business philosophy, in order to fine-tune each product.

Companies from R & D, quality inspection, production and sales, service, quality feedback, implementation of the "chain-style" management so that better serve the customers!

Qingdao huifang textile machinery co.,ltd. is willing to join hands with the textile industry colleagues for a better future

公司荣誉

Company Honor




技术精湛 品质典范
TECHNOLOGY EXQUISITE QUALITY MODEL

HFW851系列

单泵单喷/双喷嘴喷水织机

SINGLE-PUMP ONE/TWO NOZZLE WATER-JET LOOM



产品特点


HFW851机型是在JW813机型基础上配置双喷自由储纬机型，应用于强捻丝、氨包覆丝等面料织物的生产，在织造高密度织物上具有良好表现，高速、稳定。本机型可选配双喷、凸轮开口装置、多臂开口装置。

Product features

HFW851 model is based on JW813 model and to configure dual jet free weft storage models, which is applied to fabric textile production, such as high twist yarn, ammonia-coated wire, the product have good performance to weaving high density fabrics, high speed, stability. This type can match dual jet, cam opening device, dobby opening device.

主要技术参数

可选幅宽: 135, 190, 210, 230, 260, 280, 340, 360CM
入纬率: 最大2280米/分
速度: 设计最高转速1200RPM (实际转速根据织物规格确定)
综框片数: 2, 4, 6, 8片; 凸轮开口最多10片; 多臂最多16片
装机功率: 1.5~3.5KW
纬密范围: 5~60根/CM




Main technical parameters

Optional breadth: 135, 190, 210, 230, 260, 280, 340, 360CM
Weft insertion rate: most 2280 meter per minute
Speed: design highest rev 1200RPM (The actual speed determined in accordance with fabric specifications) Number of heddle frame: 2, 4, 6, 8 pieces; most cam opening 10 pieces; most dobby 16 pieces.
Installed power: 1.5~3.5KW
Range of weft density: 5~60 thread per cm

HFW622系列

系列单泵双喷多臂开口喷水织机

Single Pump & double Nozzle With Dobby Water Jet Loom



产品特点

HFW622是本公司专业研制的新机型，大幅提高了喷水织机生产织物品种的适应范围；可采用单喷机械储纬、单泵双喷或双泵双喷电子储纬引纬系统，可同时供给两种不同规格纬纱之自由喷织，在纱种的适用范围上得到大大提高；以851主机配置，其优良的抗震性能，完全满足高密度、高克重面料的高品质稳定织造。

可选幅宽：190、210、230、250、280CM

开口方式：2-16片综框多臂、平开口

送经方式：进口无段变速器（可选配电子送经装置）



Product features

HFW622 is the professional development of new models, and hiked out to produce refreshing loom fabric of the range can be used to spray; a mechanical weft feeding a pair of spray pumps or double pump with the electronic weft feeding system, the two different specifications weft for weaving yarn freedom, the scope for increasing; to host china, its finest antiseismic performance, that fully satisfy gaomi, heavy material of high quality and stability.

Optional weaving wide: 190、210、230、250、280CM

Open mode: 2-16 pieces heald frame, the mouth

Statement: the import segmentless transmission (optional), electronic let-off device,



技术精湛 品质典范

HFW408系列

系列单泵双喷嘴喷水织机

DOUBLE PUMP FOUR NOZZLE WATER JET LOOM



产品特点


本新机型大幅提高了喷水织机生产织物品种的适应范围；采用双泵浦喷水引纬系统，可同时供给四种不同规格纬纱之自由喷织，在纱种的适用范围上得到大大提高；其优良的抗震性能，完全满足高密度、高克重面料的高品质稳定织造。

可选幅宽：190、210、230、250、280、340、360CM

纬 密：5-60根/CM

Product features

This new machine greatly improve the water-jet looms range of varieties of production fabric, Adopt double pump spray weft inserting system, can also supply four different specifications in penzhi, freedom of yarn of the applicable scope of the yarn are greatly improved, its Good aseismic performance, fully meet the high density, GaoKeChong fabrics Quality stable weaving.
Reed width: 190、210、230、250、280、340、360
Weft Density: 5-60 pick/cm



HFW951系列

系列喷水提花机

WATER JET JACQUARD LOOM



产品特点

该织机立足于满足客户以低成本织出高品质织物的要求，符合客户投资收益最大化的理念。通过优化设计而实现的高刚性机架构造，保证了织机高速、强劲、低振动的稳定织造。该机适用于织造中高密度疏水性织物，是喷水织机的高档化产品，提高了织造功能。扩大了织造范围，并降低了织造成本，能织造具有高附加值织物，使用户能获得很好的效益。符合国情的专业化设计，大量通用件、标准件的采用。加之专业的系统控制技术，整机的机电一体化结构更加协调、方便。使得该机在保证织造性能和可靠性的同时，生产成本大幅度降低。

Product features


This machine is suitable for weaving high density hydrophobic fabric, is boosting the hydraulic looms, improve the weaving product function. Expanding the scope of weaving, and reduce the cost of weaving, weaving fabric with high added value, so that users could access is very good benefits. With the situation of China localized professional design, largely using common, standard adopted. Together with professional system control technology, the electromechanical integration of the structure, convenient, more harmonious. That makes the weaving performance and reliability at the same time, the production cost greatly reduced.

技术精湛 品质典范

HFW408系列

系列双泵双喷高速重磅喷水织机

Double Pump & Nozzle High-speed Heavy Water Jet Loom





产品特点

HFW408系列喷水织机适用于高克重高密度织物，整机全面改进，是一种新型的喷水织机。整机框架抗震性能极大提高，稳定性良好，具有更高速度，更高效率，应于中、高档织物的生产。本机型可选配机械式储纬系统，双喷电子、三喷电子自由选纬系统，凸轮开口装置、多臂机开口装置。

Product features


HFW408 is a new stype water-jet loom, which has got whole in novation applicable to weaving high-weight and highdensity cloth. The great improvement of vibration reduction, the excellent stability, the high speed and higher- efficiency can be suitable for weaving medium and premium cloth. The optional mechanical weftstorage system, 2-nozzle and 3-nozzle electronic weftstorage, dobby shedding and tappet shedding can be mounted on this type of loom.



HFW900系列

双经轴重磅喷水织机

Double Deam Weightier Water-jet Loom



产品特点

该机型是在原重磅机型基础上加以专业改进创新，增加一个垂直式经轴，从而对织物多色、组织、密度等方面适应更加广泛，速度、效率、稳定等方面也有全面提高。本机型可选配电子储纬、多喷、凸轮开口装置、多臂开口装置。

可选幅宽：135, 190, 210, 230, 260, 280, 340, 360CM

入纬率：最大2280米/分

速度：设计最高转速1200RPM（实际转速根据织物规格确定）

综框片数：4, 6, 8片；凸轮开口最大10片；多臂最大16片

装机功率：1.5~4.5kw

纬密范围：5~100根/CM

Main technical parameters

Optional breadth: 135, 190, 210, 230, 260, 280, 340, 360CM Weft insertion rate: most 2280 meter per minute

Speed: design highest rev 1200RPM (The actual speed determined in accordance with fabric specifications) Number of heddle frame: 2, 4, 6, 8 pieces; most cam opening 10 pieces; most dobby 16 pieces.

Installed power: 1.5~4.5KW Range of weft density: 5~100 s/cm

JA700系列

系列高速喷气织机

JA700 AIR JET LOOM (ROJ)



该机型具有坚韧的由两侧箱式机架、方管、槽钢结构横梁与中间付墙板构成了稳定可靠的整体化结构，振动小、噪音低，对细支高密织物的织造，在同类机型中首屈一指，拉伸喷嘴、第一纬延迟、自动寻纬等标准功能可有效提高开机效率。

This type had tenaciously by the both sides box-type rack, Fang Guan, the channel steel structure crossbeam pays the wall plate with among to constitute the stable reliable integration structure, vibrated, the noise slightly is low, to fine count high-density fabric weaving, was second to none in the similar type, stretches the spray nozzle, the first latitude retards, the target homing latitude and so on the standard function may enhance the starting efficiency effectively.

控制系统 Control system

具有变频慢速电动及自动寻纬功能，为方便操作，设有两个停车位置，可方便的抽出织口中的断纬。此处设有慢引纬功能，有利于检查织机的引纬状态。电子储纬，人机界面均采用32位CPU控制，功能强大，运算速度快。

Possess the function of frequency conversion slow-speed electric and auto-seeking waft. Besides, two parking locations are supplied to draw the broken weft conveniently, mean while the slow Weft picking function is applied for testing the state of Weft picking. Electronic feeder, electronic weft picking and manual interface are all controlled by CPU in 32 bits, and with the features of powerful-function and high performance.

开口系统 Shedding system

采用积极式凸轮开口，多臂开口装置（选用）。可适应平纹、斜纹及断纹等织物。凸轮箱零件采用油浴润滑，不宜损坏。采用双后梁，积极式松经装置通过张力传感器将张力传递至控制面板，经CPU控制张力，始终保持均匀。

Adopt positive cam shedding and Dobby device (selective). It is applied for weaving the fabric of plain cloth, diagonal cloth and satin cloth. The accessories of cam box are lubricated by oil and indefectible. As well as adopt double back rail and positive device, which can transmit the tension to control board by tension sensor, and keep its uniformity by CPU all the time.

送经系统 Let-off system

采用伺服送经系统，通过张力传感器，精确检测经纱张力的变化信号处理后，直径的变化进行补偿，送经精度高，经纱张力恒定。

Adopt servo let-off. By tension sensor, it can test the signal of warp intension precisely, in succession driving AC motor by controller to control the amount of let-off. Besides the controller will compente the change of the warp. Beam Dia. it owns the characteristic of high-precision, invariable waft intension.

HFA701系列

系列医用纱布喷气织机

Water Jet Loom for Medical Gauze



产品用途 Product Features

HFA701型医用纱布喷气织机是针对当前有梭织机效率低、工序繁多、维修率高、用工多等缺点，博采众长，经技术改进研制而成。该机型可适用于21-40支脱脂纱布（免上浆）。强韧的两侧箱型机架和横梁，组成了降低振动的高刚性机架构造，增强了稳定性。电器自动化程度高，可显示开机效率及每班米数。可设置落布长度自停功能。先进的喷气折边装置，使布面均为光边，提高布面质量。本机采用电子单喷嘴储纬器，提高了开机率，并节省纬线。主传动部件采用油浴式润滑，降低维修保养成本。无油联体双缸气泵的独立供气方式，较集中供气大量节省成本。另外该机型还节省了落纬工序和验布工序，减少人工。

HFA701 is innovated and developed based on existing advanced design to replace shuttle loom which has many shortcomings as low efficiency, high failure rate, complex processes and much labor. This model is suitable to weave 21-40 lines absorbent gauze (sizing free). The frame and supporter bar of high rigidity reduced vibration, adding more to stability. High level of electronic automation system is able to display working efficiency and production volume of each shift. You can also set the machine to auto stop at certain production length. The model is designed with advanced air jet cutter which leaves smooth edges, improving fabric quality. The adoption of single nozzle electric feeder improves machine-start rate, saving weft. Main transmission parts are lubricated in oil bath, reducing maintenance cost. Air is supplied by double air pump, which reduces cost in comparison with centralized air supply. What's more, this model eliminates weft and yarn rolling and fabric cloth, thus reducing labor cost.

可选择装置 Optional Accessories

该机型可选择装置：

收卷装置：1. 机内收卷装置（最大可卷 $\phi 520$ ）

2. 机外收卷装置（最大可卷 $\phi 1200$ ）

送经装置：1. 被动式送经

2. 机械连续送经

经轴装置：1. 直径600铁盘经轴

2. 直径800铝盘经轴

Optional accessories:

Take-up: 1. inside take-up (Max. $\phi 520$)

2. outside take-up (Max. $\phi 1200$)

Let-off: 1. passive let-off

2. mechanical let-off

Beam pipe: 1. shuttle loom $\phi 600$ beam pipe with iron pan


2. air jet loom $\phi 800$ beam pipe with aluminum

技术精湛 品质典范

HFW851系列

系列超宽幅单泵双喷嘴喷水织机

Single Pump Double Nozzle ultra Wide Water Jet Loom



产品特点


HFW851L系列高速超宽幅重磅喷水织机，是在重磅型系列织机基础上对机器结构及运动部件进行重新优化设计，对打纬结构进行了改进，整机振动、运转噪音得到改善，整机刚性和稳定性有了较大提高，更适宜于宽幅织物稳定织造。

可选箱幅：340，350，360，380，420cm

Product features

HFW851L series of heavy loom, and is played in heavy type of loom of the structure and the movement to pieces on the web design and structure of a change in machine noise during operation, vibration, improve, machine just and stability have a remarkable upgrading, more appropriate for the fabric was weaving. the stability of the high speed.


Reed width: 340、350、360、380、420cm



HFW822系列


单泵单喷/双喷嘴喷水织机

SINGLE-PUMP ONE/TWO NOZZLE WATER-JET LOOM



产品特点

HFW822机型是在JW813机型基础上配置双喷自由储纬机型，应用于强捻丝、氨包覆丝等面料织物的生产，在织造高密度织物上具有良好表现，高速、稳定。本机型可选配双喷、凸轮开口装置、多臂开口装置。



Product features

HFW822 model is based on JW813 model and to configure dual jet free weft storage models, which is applied to fabric textile production, such as high twist yarn, ammonia-coated wire, the product have good performance to weaving high density fabrics, high speed, stability. This type can match dual jet, cam opening device, dobby opening device.

主要技术参数

可选幅宽: 135, 190, 210, 230, 260, 280, 340, 360CM
入纬率: 最大2280米/分
速度: 设计最高转速1200RPM (实际转速根据织物规格确定)
综框片数: 2, 4, 6, 8片; 凸轮开口最多10片; 多臂最多16片
装机功率: 1.5~3.5KW
纬密范围: 5~60根/CM

Main technical parameters

Optional breadth: 135, 190, 210, 230, 260, 280, 340, 360CM
Weft insertion rate: most 2280 meter per minute
Speed: design highest rev 1200RPM (The actual speed determined in accordance with fabric specifications)
Number of heddle frame: 2, 4, 6, 8 pieces; most cam opening 10 pieces; most dobby 16 pieces.
Installed power: 1.5~3.5KW
Range of weft density: 5~60 thread per cm



汇纺纺机
HUIFANG TEXTILE MACHINERY

地址：青岛胶州洋河工业园

电话：0532-86225088

手机：13310666311

苏州盛泽办事处

地址：盛泽镇金伦路52号

电话/传真：0512-63083789

售后服务电话：13376422766

ADD: Yanghe Industrial Park, Jiaozhou, Qingdao

TEL: 0532-86225088

MOB: 13310666311

Branch Of Shengze Suzhou

ADD: No.52, Jinlun Road, Shengze

TEL/FAX: 0512-63083789

After-sales service TEL: 13376422766